



PDC European Darts Trophy 2013-2018

2013	
1. Wes NEWTON	
2. Paul NICHOLSON	
3. Mensur SULJOVIC	
4. Michael van GERWEN	

2014	
1. Michael SMITH	
2. Michael van GERWEN	
3. Andy HAMILTON	
4. Dean WINSTANLEY	

2015	
1. Michael SMITH	
2. Michael van GERWEN	
3. Ian WHITE	
4. Peter WRIGHT	

2016	
1. Michael van GERWEN	
2. Mensur SULJOVIC	
3. Kim HUYBRECHTS	
4. James WADE	

2017	
1. Michael van GERWEN	
2. Rob CROSS	
3. Simon WHITLOCK	
4. Kim HUYBRECHTS	

2018	
1. Michael van GERWEN	
2. James WADE	
3. Michael SMITH	
4. Richard NORTH	



PDC European Darts Trophy 2013-2018

Rangliste

P	Name	N	1	2	3	4	HFT
1	Michael van GERWEN		3	2	0	1	6
2	Michael SMITH		2	0	1	0	3
3	Wes NEWTON		1	0	0	0	1
4	Mensur SULJOVIC		0	1	1	0	2
5	James WADE		0	1	0	1	2
6	Rob CROSS		0	1	0	0	1
	Paul NICHOLSON		0	1	0	0	1
8	Kim HUYBRECHTS		0	0	1	1	2
9	Andy HAMILTON		0	0	1	0	1
	Ian WHITE		0	0	1	0	1
	Simon WHITLOCK		0	0	1	0	1
12	Richard NORTH		0	0	0	1	1
	Dean WINSTANLEY		0	0	0	1	1
	Peter WRIGHT		0	0	0	1	1

PDC European Darts Trophy 2013-2018













Nationenwertung

P	Land	F	1	2	3	4	HFT
1	ENGLAND		3	2	3	3	11
2	NIEDERLANDE		3	2	0	1	6
3	AUSTRALIEN		0	1	1	0	2
	ÖSTERREICH		0	1	1	0	2
5	BELGIEN		0	0	1	1	2
6	SCHOTTLAND		0	0	0	1	1



PDC European Darts Trophy 2013-2018

Alle Endspiele

Event	Sieger		Finalist		Legs	
2013	Wes NEWTON		Paul NICHOLSON		6	5
2014	Michael SMITH		Michael van GERWEN		6	5
2015	Michael SMITH		Michael van GERWEN		6	2
2016	Michael van GERWEN		Mensur SULJOVIC		6	5
2017	Michael van GERWEN		Rob CROSS		6	4
2018	Michael van GERWEN		James WADE		8	3